

MEB-3810N Series

Computer-controlled, Eyelet Buttonholing Machine (for jeans and cotton pants)

The machine is a newly developed highly-durable eyelet buttonholing machine for jeans/cotton pants.

**Machine time
is substantially
reduced !!**



MEB-3810NJ-01A-A1

The machine achieves a maximum sewing speed as high as 2,500 sti/min and is provided with a cloth cutting knife which operates at an increased speed, thereby promising increased productivity.

MEB-3810N

MEB-3810N

The machine achieves high productivity but also reduced vibration and highly-durable simulation


Increased productivity

Machine time is substantially reduced

The MEB-3810N reduces the machine time by approximately 22%* due to its maximum sewing speed of 2,500 sti/min and its speed-up cloth cutting knife, thereby demonstrating increased productivity.

Then newly adopted direct-driven main shaft by means of a compact AC servomotor not only achieves enhanced responsiveness, but also achieves both reduced noise and reduced vibration. In addition, the machine has adopted an air-driven cloth cutting knife which promises excellent responsiveness and operates faster than the conventional knife.

*Condition: Number of stitches: 21 for the straight section (one side), 11 for the eyelet section; knife length: 22 mm



MEB-3810NJ-01A-A1/MC-622ES/JTE01

Improved workability and operability

Improved viewability around the needle entry

Projection of the arm frame of the machine head has been reduced. In addition, the cloth cutting knife is located closer to the operator side as compared with the conventional model. Viewability, when placing the material on the sewing machine, is improved, thereby contributing to improved workability. In addition, the thread clamp mechanism of the needle thread clamp (optional) has been improved for better viewability.



Photo: Provided with the needle thread clamp (optional)

Ease of placement of the material on the machine is increased

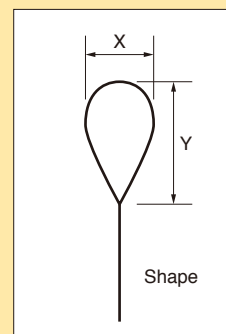
The surface onto which the material is placed is flattened (for the machine with an overall thread trimmer). The material can, therefore, be placed on the machine with ease to improve workability.



LIST OF THE REPLACEMENT GAUGES

Throat plate							
Part name	Part No.	Application				Overedging width	Needle size
		J00	J01	C00	C01		
A00 (for narrow stitch bite)	40115403		-		-	2.0~3.2mm	Nm90~Nm110
B00 (for wide stitch bite)	40115405	⊙	-	⊙	-	2.0~4.0mm	Nm90~Nm110
A01 (for narrow stitch bite)	40115404	-	-	-	-	2.0~3.2mm	Nm90~Nm110
B01 (for wide stitch bite)	40115406	-	⊙	-	⊙	2.0~4.0mm	Nm90~Nm110

Work clamp (for eyelet buttonhole)							
Part name	Part No.	Application				Work clamp (mm)	Needle size
		J00	J01	C00	C01		
Work clamp (left)	22mm	14059802					
Work clamp (right)	22mm	14059703					
Work clamp (left)	32mm	14059604					
Work clamp (right)	32mm	14059605					
Edging work clamp (left)	22mm	40039844					
Edging work clamp (right)	22mm	40039843					
Edging work clamp (left)	32mm	40035239					
Edging work clamp (right)	32mm	40035238					
Edging work clamp (left)	34mm	40115241		⊙			
Edging work clamp (right)	34mm	40115240		⊙			
Edging work clamp (left)	38mm	40115239	⊙	-			
Edging work clamp (right)	38mm	40115238	⊙	-			
Compensating work clamp (left)	34mm	40115325				⊙	
Compensating work clamp (right)	34mm	40115324				⊙	
Compensating work clamp (left)	38mm	40115309		-	⊙		
Compensating work clamp (right)	38mm	40115316		-	⊙		



Cloth cutting knife (for eyelet buttonhole)		
Part No.	Pattern (mm)	
40115664		
40115665		
32063604 *1		
32063703 *1		
32063802 *1		
32063901 *1		
32064008 *1		
32064107 *1		
32064206 *1		
32064305 *1		
32066904 *1		

Cloth cutting knife (for straight section)		
Part No.	Pattern (mm)	
14041404 *1		
32065302 *1		
32065401 *1		

ves not only a maximum sewing speed as high as 2,500 sti/min,
vibration and noise. The machine is a newly developed
ple-design eyelet buttonholing machine for jeans/cotton pants.

The machine is provided as standard with an LED light

An LED light is provided as standard on the underside of the jaw of the machine head. The area around the needle entry is thus brightened to improve workability.



Achievement of lower vibration and lower noise

Adoption of a direct-driven main shaft and a revamping of the curve sections of the thread take-up cam and looper cam contribute to remarkably reduced vibration and noise. Vibration has been reduced by 7.7dB* and noise has been reduced by 1.5dB* as compared with the conventional model to produce this operator-friendly machine.

*Condition: Measured at the maximum sewing speed
(MEB-3810N: 2,500 sti/min; conventional MEB-3200: 2,200 sti/min)

Retractable bottom cover

A retractable bottom cover is adopted. Daily maintenance (threading, adjustment of the looper thread, cleaning, etc.) can be carried out without raising the machine head.



Quality improvement

JUKI's unique active tension

For the needle thread tension control, JUKI's unique active tension mechanism is adopted to electronically control the needle thread tension during the stitching cycle. As a result, improved seam quality is achieved. In addition, the sewing capabilities have been improved to prevent stitch skipping, as well as to produce well-tensed seams.



Two different thread trimmers are prepared, i.e., the overall thread trimmer and the needle thread trimmer

Two different thread trimmers are prepared. One of them can be selected according to the customer's needs. The overall thread trimmer has been newly designed putting importance on productivity. It promises thread trimming without fail and trims the thread in a short time. The operator is no longer required to carry out fine adjustments of the thread trimmer when changing the sewing length.

A sewing machine with a needle thread trimmer has been newly added to the MEB Series in response to customer needs.

◎ : Provided as standard No symbol : Optional △ : Accessory - : Installation is invalid

Max. cutting length (mm)	Application			
	J00	J01	C00	C01
28	◎	◎	◎	◎
38		-		-
24				
32				
38		-		-
24				
32				
38		-		-
24				
32				
38		-		-

Max. cutting length (mm)	Application			
	J00	J01	C00	C01
38		-		-
24				
32				

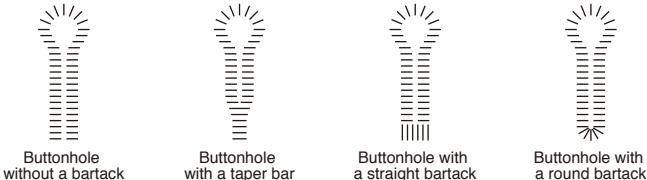
Knife guard (for eyelet buttonhole)		Application			
Size (mm)	Part No.	J00	J01	C00	C01
38	40115670				
26	40115669	△	△		
22	40115668			△	△
20	40115667	◎	◎		
16	40115666			◎	◎
38	32067209 ^{※2}		-		-
36	32067308 ^{※2}		-		-
34	32067407 ^{※2}				
32	32067506 ^{※2}				
30	32067605 ^{※2}				
28	32067704 ^{※2}				
26	32067803 ^{※2}				
24	32067902 ^{※2}				
22	32068009 ^{※2}				
20	32068108 ^{※2}				
18	32068207 ^{※2}				
16	32068306 ^{※2}				
14	32068405 ^{※2}				
12	32068504 ^{※2}				
10	32068603 ^{※2}				

Knife guard (for straight buttonhole)		Application			
Size (mm)	Part No.	J00	J01	C00	C01
38	14042501 ^{※2}		-		-
36	32064404 ^{※2}		-		-
34	32064503 ^{※2}				
32	14042600 ^{※2}				
30	32064602 ^{※2}				
28	32064701 ^{※2}				
26	14042808 ^{※2}				
24	32064800 ^{※2}				
22	14042907 ^{※2}				
20	32064909 ^{※2}				
18	32065005 ^{※2}				
16	14043109 ^{※2}				
14	32065104 ^{※2}				
12	32065203 ^{※2}				
10	14043301 ^{※2}				

※1 The cloth cutting knife for the conventional MEB-3200 can be installed on the MEB-3810N by using a spacer (optional). The part number of the spacer is 40115728.

※2 The knife guard for the conventional MEB-3200 can be installed on the MEB-3810N by using a spacer (optional). The part number of the spacer is 40115639.

SPECIFICATIONS

Model name	MEB-3810NJ	MEB-3810NC
Application	Jeans	Cotton pants and working wear
Stitching shape patterns	 <p>The machine is provided as standard with 10 different stitching shape patterns of eyelet buttonhole. As many as 89 different patterns can be stored in memory and selected.</p>	
Stitch system	1-needle, double chainstitch (with gimp)	
Sewing speed	400~2,500sti/min	
Stitch length	10~38mm (Needle thread trimming type) 10~34mm (Overall thread trimming type)	
Needle throwing width	Mechanical adjustment of the needle throwing width : 2.0~4.0mm Compensation of the needle throwing width (by the lower feed dog) : 1.5~5.0mm	
Taper bar length	3~15mm	
Work clamp height	13mm	
Method for changing stitch shape	By selecting a program	
Buttonhole cutting method	By cut-before knife or cut-after or without buttonhole cutting	
Cloth cutting knife drive system	Pneumatic	
Needle (at the time of delivery)	D0x558 Nm90~Nm120 (Nm110)	
Lubricating oil	JUKI MACHINE OIL No.18 (equivalent to ISO VG18)	
Compressed air	Main regulator : 0.5 MPa Hammer pressure regulator : 0.35 MPa (standard), 0.4 MPa (Max)	
Air consumption	49.5 l/min (11.6 cycle/min)	
Power requirement and power consumption	Single-/3-phase 200-240V, 250VA	
Weight	Machine head: 110Kg, Operation panel: 0.3Kg, Control Box: 5Kg	
Dimensions	Machine head : 382mm (W) x 656mm (D) x 584mm (H) Completed-product : 1,050mm (W) x 700mm (D) x 1,248mm (H) (thread stand is not included)	

*"sti/min" stands for "Stitches per Minute."

WHEN YOU PLACE ORDERS

Please note when placing orders, that the model name should be written as follows:

Machine head

Application	Code
Jeans	J
Cotton pants and working wear	C

Table stand	Code
On the table	A
Half sunken	S

※ If select S, also need E02. table should be select JTE02.

M E B 3 8 1 0 N [] [] [] [] [] []

Thread trimming style	Code
Needle thread trimming type	00
Overall thread trimming type	01

Options	Code
Not provided	ZZ
Needle thread clamp device	A1

Control box

M C 6 2 2 [] **S**

Power supply		Code
3-phase	200~240V (for General Export)	E
	200~240V (for General Export)	K
Single-phase	200~240V (for CE) (not provided with power switch)	N
	200~240V (for China)	U

Table stand

J T [] [] []

Table	Code
Top mount	E01
Half sunken	E02

Other device

Kit for half sunken

E02

● To order, please contact your nearest JUKI distributor.



Registered Organization : JUKI CORPORATION Head Office
The Scope of the Registration : The activities of research, development, design, sales, distribution, and maintenance services of industrial sewing machines, household sewing machines and industrial robots, etc., including sales and maintenance services of data entry systems.

JUKI
JUKI CORPORATION
SEWING MACHINERY BUSINESS UNIT

2-11-1, TSURUMAKI, TAMA-SHI,
TOKYO 206-8551, JAPAN
PHONE : (81) 42-357-2254
FAX : (81) 42-357-2274
http://www.juki.com

Specifications and appearance are subject to change without prior notice for improvement.
Read the instruction manual before putting the machine into service to ensure safety.
This catalogue prints with environment-friendly soyink on recycle paper.